


AURA light engine®

FLEXIBLE LIGHT SOURCE CONFIGURATION WITH PERFORMANCE THAT SHINES



lumencor®



Super Bright Solid-State Light Sources + Advanced Electronic Control Systems = Unequaled Performance

Lumencor's AURA light engine is an ideal platform for manufacturers seeking to integrate the brightest and most dependable solid-state illumination into new bioanalytical instruments. Key features of the AURA light engine include:

- Up to 5 independently controlled (on/off and intensity) light source channels
- 200 – 1000 mW output per source channel
- Source spectral outputs refined using integrated bandpass filters
- Onboard microprocessor with server/client architecture and embedded command library
- Optical power stabilization for exceptional reproducibility and quantitative accuracy
- Integral output adapter for liquid light guide or optical fiber delivery

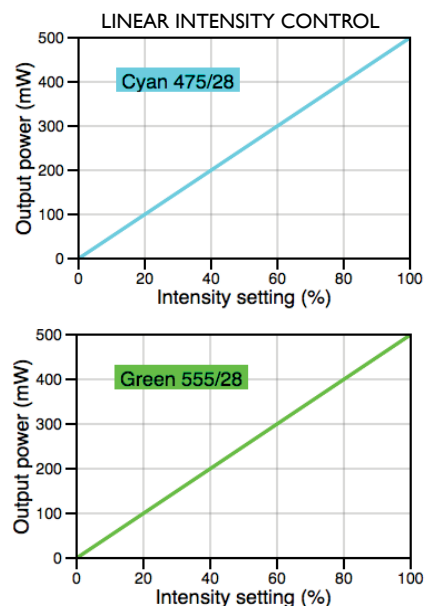
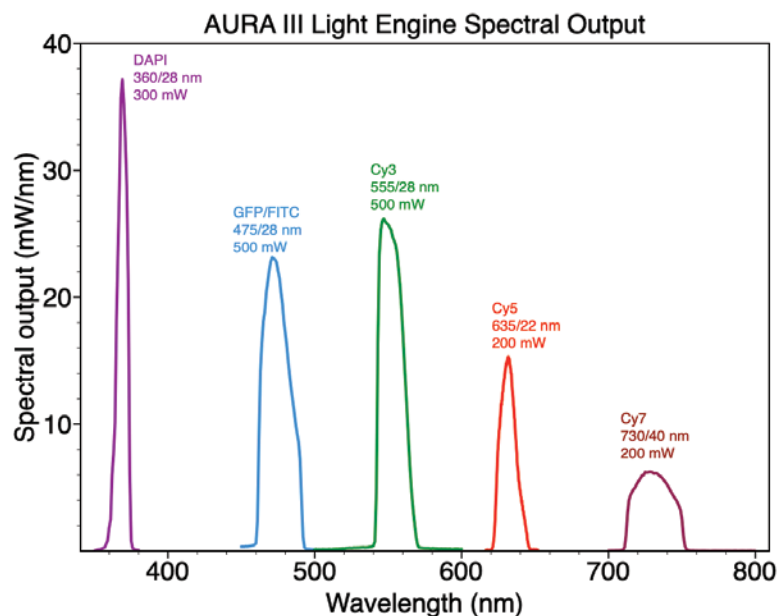
The AURA light engine is designed to allow the spectral output to be customized according to application-specific requirements. The AURA features

an advanced control system based around an onboard microprocessor with an embedded command library. This allows control using simple and intuitive text string commands sent to the light engine via USB/RS-232 or TCP serial protocols. A GUI resident on the onboard microprocessor and viewed using a web browser via a LAN connection provides an easily accessible implementation of the command library. The command library is extensive, providing access to advanced control and monitoring functions in addition to the basic control functions of light source selection, on/off switching and output intensity adjustment. An onboard photodiode array monitors the light output and provides continuous power readings displayed by the resident GUI or other control software. The photodiode array also generates reference signals that can be applied to the light sources in a feedback loop to maintain constant light output over time.

For more information on the AURA light engine please contact us at Lumencor, Inc. at info@lumencor.com.

AURA light engine®

IDEAL OEM ILLUMINATION PLATFORM FOR BIOANALYSIS AND METROLOGY



Features and Operating Characteristics: AURA light engine®

Features	Details
Light Sources	Up to 5 independently selectable solid-state light sources ^[1]
Filters	Integrally installed bandpass filters for spectral output refinement ^[2]
Output Power	200 – 1000 mW per source channel (dependent on filter bandpass and light guide diameter) ^[3]
Light Delivery	Liquid light guide (LLG) or optical fiber
Safety Interlocks	Manual (key) and remote (electronic) light output safety interlocks
Control Interfaces	Serial (RS-232/USB), ethernet and TTL ports. RJ45 ethernet and USB A-to-USB B control cables included
Software	Onboard GUI or PC-based image acquisition software
Speed	TTL-triggered source channel switching up to 10 kHz
Optional Accessories	Light engine control pod ^[4] . DB15 to BNC breakout cable for TTL source triggering
Warranty	18 months
Power Requirements	220 W (24 V/9.2 A) DC power supply included
Dimensions (W x L x H)	145 mm x 263 mm x 203 mm (5.7 in x 10.4 in x 8.0 in)
Weight	6.5 kg / 14.3 lbs

[1] Light sources may include LEDs, luminescent light pipes and lasers depending on output wavelength and power requirements. [2] Specify bandpass filters when ordering. AURA light engines may also be ordered without filters. Filters are not field-exchangeable. [3] Power outputs for each light engine are recorded on the Certificate of Conformance attached to the shipping documents e-mailed to the customer. Output is anticipated to remain above 70% of these values during the service lifetime of the light engine. [4] Control pod connects to light engine USB port and controls source selection, light output on/off and intensity settings.



GET IN TOUCH

Lumencor, Inc.
 14940 NW Greenbrier Parkway, Beaverton, OR 97006 USA • T 503.213.4269 • www.lumencor.com
 ©2019 Lumencor, Inc. • Effective Date: 4/2019 • 54-10048